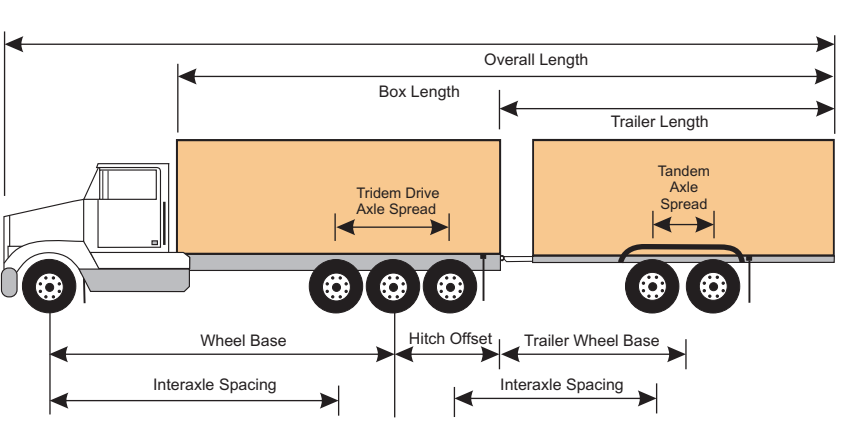


WEIGHT!!! DON'T OVERLOAD THE ROAD



Steer axle weights are subject to the tire size

| Configuration | Maximum GVW Allowed |
|------------------------------|---------------------|
| Straight truck 3 axes | |
| Primary | 7 300 |
| Secondary | 5 500 |
| Winter Primary | 7 300 |
| Winter (S) (M) | 5 500 |
| Tridem Drive Axle Spread | 17 000 |
| Tandem Axle Spread | 14 500 |
| Overall Length | 24 300 |
| Box Length | 20 000 |
| Trailer Length | 25 300 |

| Configuration | Maximum GVW Allowed |
|--|---------------------|
| Straight truck and pony trailer | |
| Primary | 7 300 |
| Secondary | 5 500 |
| Winter Primary | 7 300 |
| Winter (S) (M) | 5 500 |
| Tridem Drive Axle Spread | 17 000 |
| Tandem Axle Spread | 14 500 |
| Overall Length | 41 300 |
| Box Length | 42 700 |
| Trailer Length | 34 500 |

| Configuration | Maximum GVW Allowed |
|---|---------------------|
| Straight truck and full trailer 6 axes | |
| Primary | 7 300 |
| Secondary | 5 500 |
| Winter Primary | 7 300 |
| Winter (S) (M) | 5 500 |
| Tridem Drive Axle Spread | 17 000 |
| Tandem Axle Spread | 14 500 |
| Overall Length | 48 300 |
| Box Length | 42 700 |
| Trailer Length | 47 500 |

| Configuration | Maximum GVW Allowed |
|---|---------------------|
| Tridem drive straight truck 4 axes | |
| Primary | 7 300 |
| Secondary | 5 500 |
| Winter Primary | 7 300 |
| Winter (S) (M) | 7 300 |
| Tridem Drive Axle Spread | 22 000 |
| Tandem Axle Spread | 20 000 |
| Overall Length | 29 300 |
| Box Length | 27 300 |
| Trailer Length | 29 300 |

| Configuration | Maximum GVW Allowed |
|--|---------------------|
| Tridem drive straight truck and tandem pony trailer | |
| Primary | 7 300 |
| Secondary | 5 500 |
| Winter Primary | 7 300 |
| Winter (S) (M) | 7 300 |
| Tridem Drive Axle Spread | 22 000 |
| Tandem Axle Spread | 20 000 |
| Overall Length | 27 300 |
| Box Length | 29 300 |
| Trailer Length | 28 300 |

| Configuration | Maximum GVW Allowed |
|---|---------------------|
| Twin steer tandem drive straight truck | |
| Primary | 13 600 |
| Secondary | 11 000 |
| Winter Primary | 13 600 |
| Winter (S) (M) | 11 000 |
| Tridem Drive Axle Spread | 17 000 |
| Tandem Axle Spread | 14 500 |
| Overall Length | 30 600 |
| Box Length | 25 500 |
| Trailer Length | 31 600 |

| Configuration | Maximum GVW Allowed |
|---|---------------------|
| Twin steer tandem drive straight truck and tridem pony trailer | |
| Primary | 13 600 |
| Secondary | 11 000 |
| Winter Primary | 13 600 |
| Winter (S) (M) | 11 000 |
| Tridem Drive Axle Spread | 17 000 |
| Tandem Axle Spread | 14 500 |
| Overall Length | 51 800 |
| Box Length | 45 500 |
| Trailer Length | 52 600 |

| Configuration | Maximum GVW Allowed |
|--|---------------------|
| Twin steer tandem drive straight truck and full trailer | |
| Primary | 13 600 |
| Secondary | 11 000 |
| Winter Primary | 13 600 |
| Winter (S) (M) | 11 000 |
| Tridem Drive Axle Spread | 17 000 |
| Tandem Axle Spread | 14 500 |
| Overall Length | 53 500 |
| Box Length | 53 500 |
| Trailer Length | 53 000 |

| Configuration | Maximum GVW Allowed |
|---|---------------------|
| Twin steer tandem drive straight truck and tandem pony trailer | |
| Primary | 13 600 |
| Secondary | 11 000 |
| Winter Primary | 13 600 |
| Winter (S) (M) | 11 000 |
| Tridem Drive Axle Spread | 17 000 |
| Tandem Axle Spread | 14 500 |
| Overall Length | 53 500 |
| Box Length | 53 000 |
| Trailer Length | 53 000 |

| Configuration | Maximum GVW Allowed |
|---|---------------------|
| Tandem steer tridem drive straight truck | |
| Primary | 13 600 |
| Secondary | 11 000 |
| Winter Primary | 13 600 |
| Winter (S) (M) | 11 000 |
| Tridem Drive Axle Spread | 23 000 |
| Tandem Axle Spread | 20 000 |
| Overall Length | 36 600 |
| Box Length | 31 000 |
| Trailer Length | 36 600 |

| Configuration | Maximum GVW Allowed |
|--|---------------------|
| Tandem steer tridem drive straight truck and pony trailer | |
| Primary | 13 600 |
| Secondary | 11 000 |
| Winter Primary | 13 600 |
| Winter (S) (M) | 11 000 |
| Tridem Drive Axle Spread | 23 000 |
| Tandem Axle Spread | 20 000 |
| Overall Length | 34 000 |
| Box Length | 34 000 |
| Trailer Length | 34 000 |

NOTE: Maximum allowed weight on full trailer is restricted

AXLE GROUP LOADINGS

Tire loading is 10 kg per millimetre (560 lb per inch) width of tire, as stamped by the manufacturer, to a maximum of 3000 kg (6 600 lbs) per tire and subject to axle regulation weights

Note: Wide base tires (Super Singles) allowed 3 850 kg on Primary Highways (3 000 kg on Secondary)

| Axle Spread | Primary Weight | Secondary Weight |
|------------------------------|----------------|------------------|
| 2.7 m - 2.8 m (8'10" - 9'2") | 22 000 kg | 20 000 kg |
| 2.4 m - 2.7 m (7'8" - 8'10") | 21 000 kg | 20 000 kg |

| Axle Spread | Primary Weight | Secondary Weight |
|------------------------------|----------------|------------------|
| 3.0 m - 3.1 m (9'8" - 10'2") | 23 000 kg | 22 000 kg |
| 2.7 m - 3.0 m (8'10" - 9'8") | 22 000 kg | 21 000 kg |
| 2.4 m - 2.7 m (7'8" - 8'10") | 21 000 kg | 20 000 kg |

| Trailer Wheelbase | Max. Axle Unit Weight |
|-------------------|-----------------------|
| 6.25 m - 7.50 m | 7 200 Kg |
| > 7.50 m | 7 700 Kg |

| Trailer Wheelbase | Primary Weight | Secondary Weight |
|-------------------|----------------|------------------|
| 6.25 m - 7.50 m | 11 000 Kg | 12 000 Kg |
| > 7.50 m | 15 000 Kg | 16 500 Kg |

| Inter-axle Spacing | Minimum Distance Requirements |
|--|-------------------------------|
| For two single axes 3.0 metres (9'10") | 3.0 metres (9'10") |
| For a single axle and a tandem axle group, 3.0 metres (9'10") | 3.0 metres (9'10") |
| For two tandem axle groups, 5.0 metres (16'4") | 5.5 metres (18'1") |
| For a tandem axle group and a tridem axle group, 5.5 metres (18'1") | 6.0 metres (19'6") |
| For two tridem axle groups, 6.0 metres (19'6") | 6.5 metres (21'4") |
| For a multiple axle group and a single, tandem or tridem axle group 5.5 metres (18'1") | |

NOTE: This is not an official highway map

FOR INFORMATION CALL:

Regulations & Policies 306-787-4801
Partnership Programs 306-787-0648

Road Restrictions & Conditions

Saskatoon Area 306-933-8333
Kindersley 306-787-7623
All Other Areas 1-888-335-7623
Internet: www.highways.gov.sk.ca/trucking

SGI

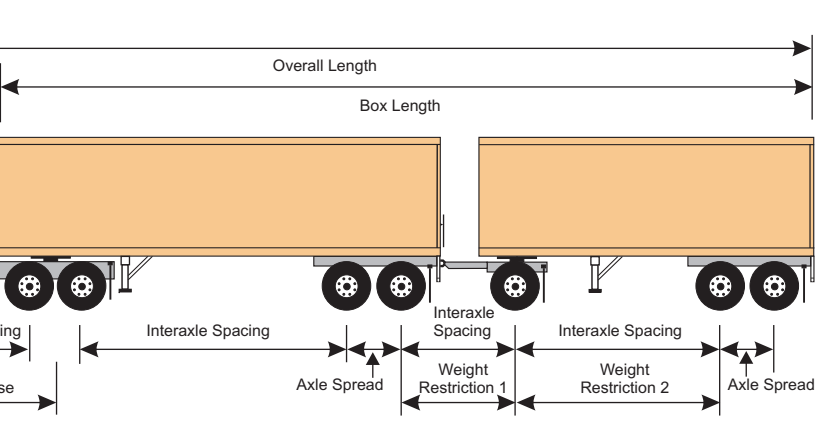
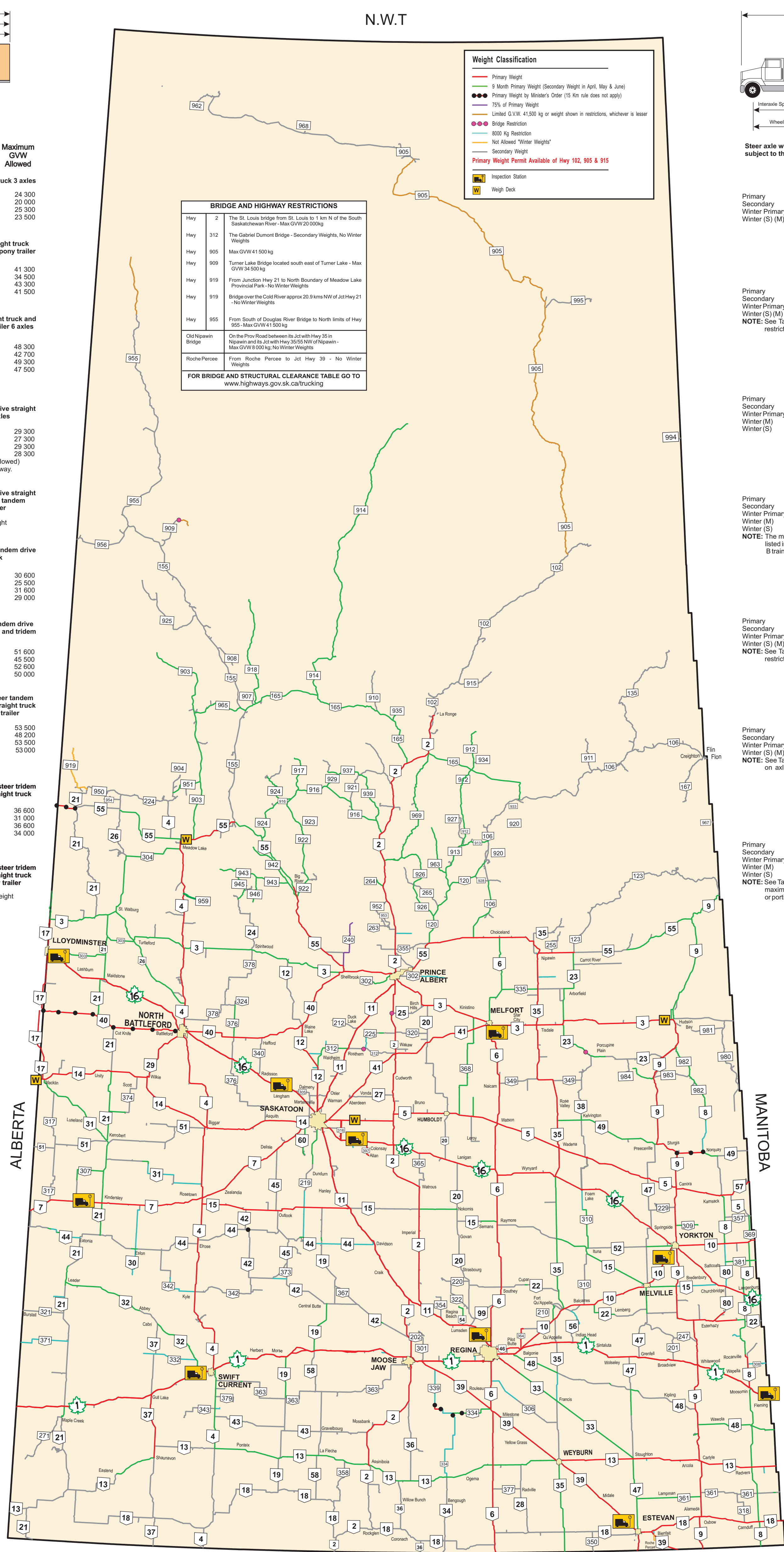
Vehicle Standards & Inspections 306-775-6188
Call Centre (Vehicle Registration) 306-775-6900
or 1-800-667-9868

PERMIT OFFICE:

Business hours are 6 a.m. - 10 p.m. Daily service except Christmas, Boxing, and New Year's Day.
In Saskatchewan call toll free:

1-800-667-7575

Consult "The Vehicle Weight and Dimension Regulations, 2010" for all escort and over-dimension "D" - sign requirements



| Configuration | Maximum GVW Allowed |
|--|---------------------|
| Tractor & semi-trailer 5 axes | |
| Primary | 6 000 |
| Secondary | 6 000 |
| Winter Primary | 6 000 |
| Winter (S) (M) | 6 000 |
| Tridem Drive Axle Spread | 17 000 |
| Tandem Axle Spread | 14 500 |
| Overall Length | 40 000 |
| Box Length | 35 000 |
| Trailer Length | 42 000 |

| Configuration | Maximum GVW Allowed |
|--------------------------|---------------------|
| A Train 7 axes | |
| Primary | 6 000 |
| Secondary | 6 000 |
| Winter Primary | 6 000 |
| Winter (S) (M) | 6 000 |
| Tridem Drive Axle Spread | 17 000 |
| Tandem Axle Spread | 14 500 |
| Overall Length | 53 500 |
| Box Length | 49 500 |
| Trailer Length | 53 500 |

| Configuration | Maximum GVW Allowed |
|--------------------------|---------------------|
| B Train 7 axes | |
| Primary | 6 000 |
| Secondary | 6 000 |
| Winter Primary | 6 000 |
| Winter (S) (M) | 6 000 |
| Tridem Drive Axle Spread | 17 000 |
| Tandem Axle Spread | 14 500 |
| Overall Length | 57 000 |
| Box Length | 55 000 |
| Trailer Length | 60 000 |

| Configuration | Maximum GVW Allowed |
|--------------------------|---------------------|
| B Train 8 axes | |
| Primary | 6 000 |
| Secondary | 6 000 |
| Winter Primary | 6 000 |
| Winter (S) (M) | 6 000 |
| Tridem Drive Axle Spread | 17 000 |
| Tandem Axle Spread | 14 500 |
| Overall Length | 62 500 |
| Box Length | 54 500 |
| Trailer Length | 62 500 |

| Configuration | Maximum GVW Allowed |
|--------------------------|---------------------|
| C Train 8 axes | |
| Primary | 6 000 |
| Secondary | 6 000 |
| Winter Primary | 6 000 |
| Winter (S) (M) | 6 000 |
| Tridem Drive Axle Spread | 17 000 |
| Tandem Axle Spread | 14 500 |
| Overall Length | 60 500 |
| Box Length | 54 500 |
| Trailer Length | 60 500 |

| Configuration | Maximum GVW Allowed |
|--|---------------------|
| Tridem drive truck tractor semi-trailer combination | |
| Primary | 7 300 |
| Secondary | 7 300 |
| Winter Primary | 7 300 |
| Winter (S) (M) | 7 300 |
| Tridem Drive Axle Spread | 22 000 |
| Tandem Axle Spread | 20 000 |
| Overall Length | 53 300 |
| Box Length | 47 300 |
| Trailer Length | 53 300 |

| Configuration | Maximum GVW Allowed |
|---|---------------------|
| Tridem drive truck tractor B train combination | |
| Primary | 7 300 |
| Secondary | 7 300 |
| Winter Primary | 7 300 |
| Winter (S) (M) | 7 300 |
| Tridem Drive Axle Spread | 22 000 |
| Tandem Axle Spread | 20 000 |
| Overall Length | 62 500 |
| Box Length | 61 800 |
| Trailer Length | 61 800 |

NOTE: See Table 5 for minimum and maximum inter-axle spacing limits. The weight on a full trailer is restricted. The rear trailer cannot exceed the weight of the lead trailer.

LEGAL DIMENSIONS

Width (Maximum)

- Any vehicle, building, or object, 2.6 m (8'6")
- Mirrors may extend on each side of the vehicle an additional 30 cm (12")

Height (Maximum)

- Any vehicle, building, or object, 4.15 m (13'6")

Length (Maximum)

- Truck, pony trailers or single vehicle, 12.5 m (41')
- Tandem steer tridem drive, 14 m (45'9")
- Bus or motorized RV, 14 m (45'9")
- Box length, Semi-trailer or full trailer 16.2 m (53')
- Box length A, B, or C train, 20 m (65'7")
- Box length on a truck and full trailer, 20 m (65'7")
- Tractor and semi-trailer or any other combination of vehicles, 23 m (75'5")
- Tridem Drive truck tractor semi trailer combination 23.5 m (77'1")
- A train, B train or C train, 26 m (85'4")

Internal Dimensions

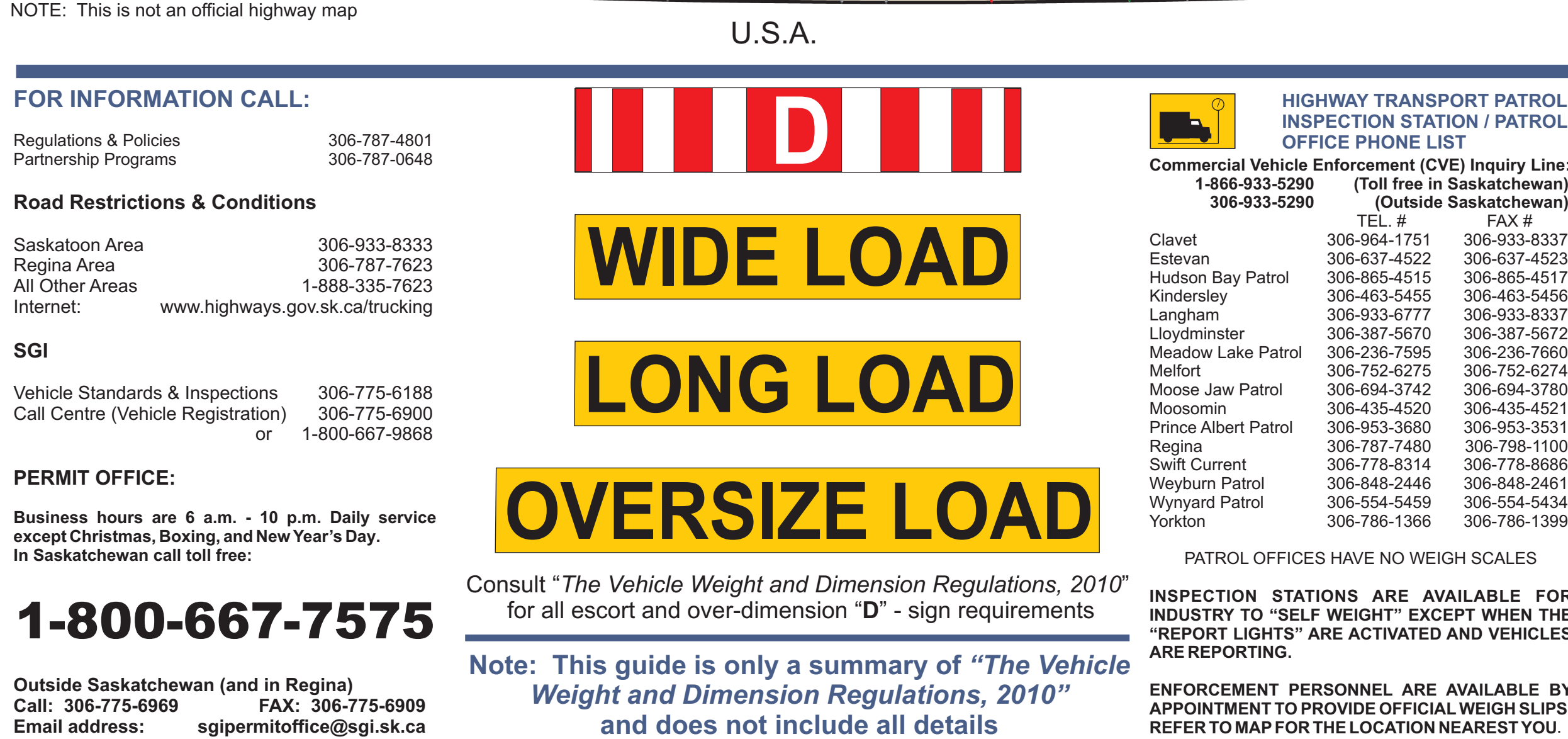
Maximum

- Wheelbase for a tridem drive truck tractor, 6.8 m
- Wheelbase for a single, tandem truck tractor, 6.2 m (24'4")
- Wheelbase for semi-trailers is 12.5 m
- Wheelbase sum of both B train trailers is 17 m (55'9")
- Tridem axle spread for a B train is 3.1 m (10'2")
- Tridem axle spread for a pony trailer is 2.5 m
- Effective overhang (including the load) for a semi-trailer is limited to 35% of its wheelbase
- Effective overhang (including the load) on any truck or pony trailer is limited to 4.0 m (13'1")
- Kingpin setback (measured anywhere in an arc around the kingpin and includes the load) may not be more than 2.0 m (6'6")
- Hitch offset in an A or C train, truck or trailer towing another trailer is 1.8 m (5'11")
- Hitch offset for a tridem drive truck towing a pony trailer 2.6 m
- Track width on a semi-trailer is 2.6 m

Minimum

- Wheelbase of a tridem drive truck or tractor 6.6 m
- Wheelbase for a semi-trailer, full trailer or pony trailer is 6.25 m (20'6")
- Track width for a semi-trailer 2.5 m (8'2")
- Tridem axle spread for a pony trailer is 2.4 m
- Wheelbase for a rear trailer of a B train 6.25 m (20'6")

MAY 2014 EDITION G:\Wkorder\SH\13\13089



WIDE LOAD

LONG LOAD

OVERSIZE LOAD

Consult "The Vehicle Weight and Dimension Regulations, 2010" for all escort and over-dimension "D" - sign requirements

Note: This guide is only a summary of "The Vehicle Weight and Dimension Regulations, 2010" and does not include all details

INSPECTION STATIONS ARE AVAILABLE FOR INDUSTRY TO "SELF WEIGH" EXCEPT WHEN THE "REPORT LIGHTS" ARE ACTIVATED AND VEHICLES ARE REPORTING.

ENFORCEMENT PERSONNEL ARE AVAILABLE BY APPOINTMENT TO PROVIDE OFFICIAL WEIGHT SLIPS. REFER TO MAP FOR THE LOCATION NEAREST YOU.

| Commercial Vehicle Enforcement (CVE) Inquiry Line: | TEL # | FAX # |
|--|--------------|--------------|
| 1-866-933-5290 (Toll free in Saskatchewan) | 306-964-1751 | 306-933-8337 |
| 306-933-5290 (Outside Saskatchewan) | 306-637-4522 | 306-637-4523 |
| | 306-865-4515 | 306-865-4517 |
| | 306-463-5455 | 306-463-5456 |
| | 306-933-6777 | 306-933-8337 |
| | 306-387-5670 | 306-387-5672 |
| | 306-236-7595 | 306-236-7660 |
| | 306-752-6275 | 306-752-6274 |
| | 306-694-3742 | 306-694-3780 |
| | 306-435-4520 | 306-435-4521 |
| | 306-953-3680 | 306-953-3531 |
| | 306-787-7480 | 306-798-1100 |
| | 306-778-8314 | 306-778-8686 |
| | 306-848-2446 | 306-848-2461 |
| | 306-554-5459 | 306-554-5434 |
| | 306-786-1366 | 306-786-1399 |